

SPA EURO RACE 2014

CLIO CUP FRANCE

RACE 2 (25' + 1 lap)

Provisional Classification

Drivers	Nat	Team	Vehicle	Class	Laps	Total Time	Gap	Avg		Best Lap		Avg Kph
								Kph	Lap	Time	Kph	
1	7	Nicolas MILAN	FRA	MILAN COMPÉTITION	GL	10	28:21.228	-	148.2	6	2:49.555	148.7
2	64	Eric TREMOULET	FRA	VICTEAM	GL	10	28:22.635	+1.407	148.1	2	2:48.825	149.4
3	3	Benoît CASTAGNE	FRA	RAIWOIT MONDOLO RACING	GL	10	28:23.382	+2.154	148.0	7	2:49.398	148.8
4	4	Xavier FOUINEAU	FRA	MILAN COMPÉTITION	GL	10	28:23.953	+2.725	148.0	2	2:49.116	149.1
5	25	Jean-Philippe LIGIER	FRA	VICTEAM	R	10	28:36.601	+15.373	146.9	3	2:49.709	148.6
6	33	Denis BERNARDI	FRA	SPORTECH RACING	R	10	28:40.300	+19.072	146.6	3	2:49.188	149.0
7	8	Sami LUKA	BEL	MILAN COMPÉTITION	GL	10	28:42.850	+21.622	146.4	4	2:50.153	148.2
8	23	Denis GIBAUD	FRA	MILAN COMPÉTITION	GTL	10	28:44.037	+22.809	146.3	2	2:51.049	147.4
9	1	Pascal ARELLANO	FRA	T2CM	R	10	28:44.549	+23.321	146.2	3	2:50.748	147.7
10	9	Antoine BOULAY	FRA	AUTOSPORT GP	GTL	10	28:45.162	+23.934	146.2	3	2:50.447	147.9
11	14	Julien NEVEU	FRA	AUTOSPORT GP	GL	10	28:50.933	+29.705	145.7	6	2:50.696	147.7
12	12	Emmanuel RAFFIN	FRA	AUTOSPORT GP	GTL	10	28:54.654	+33.426	145.4	3	2:51.093	147.4
13	6	Jacques FABREGAT	FRA	MILAN COMPÉTITION	GTL	10	28:55.035	+33.807	145.3	3	2:51.673	146.9
14	99	Jean-Laurent NAVARRO	FRA	MOTORSPORT DÉVELOPPEMENT	R	10	28:58.425	+37.197	145.0	2	2:50.797	147.6
15	21	Franck TRAYNARD	FRA	AUTOSPORT GP	GTL	10	29:00.905	+39.677	144.8	9	2:51.992	146.6
16	5	Jean-Philippe LAMIC	FRA	VICTEAM	GL	10	29:09.051	+47.823	144.2	3	2:50.466	147.9
17	41	Peter SCHARMACH	NZL	TEAM SESTERHEIM	GL	10	29:29.675	+1:08.447	142.5	7	2:51.571	147.0
Not classified:												
95	Olivier JOUFFRET	FRA	VICTEAM	R	10	29:18.582				2	2:49.211	149.0
44	Veenesh SHUNKER	FRA	CVS AUTO BY T2CM	R	7	20:19.031				5	2:51.919	146.7
34	Clement MATEU	FRA	MOTORSPORT DÉVELOPPEMENT	R	6	17:34.138				5	2:50.762	147.7
69	Jérémy CURTY	FRA	CARMINE	R	6	30:31.671				2	2:52.891	145.8
65	Patrick PERRIN	FRA	CARMINE	GTL	5	15:01.488				3	2:51.757	146.8

Pole Position		N. MILAN	2:47.069	150.9 Kph
Fastest Lap	Lap 2	Eric TREMOULET	2:48.825	149.4 Kph

30 SECONDS PENALTY FOR CARS N° 41, 95 FOR TRACK LIMITS.


Published at:

Track Status:

DRY

Race Director:

Timekeeper:



CLIO CUP FRANCE
SPA EURO RACE 2014
RACE 2

Provisional Classification by Class

Nr.	Driver	Nat	Team	Car	Laps	Total Time	Gap	Kph	Best Lap			
									Lap	Time	Kph	
CL												
1	7 Nicolas MILAN	FRA	MILAN COMPÉTITION		10	28:21.228		148.2	6	2:49.555	148.7	
2	64 Eric TREMOULET	FRA	VICTEAM		10	28:22.635	+1.407	148.1	2	2:48.825	149.4	
3	3 Benoit CASTAGNE	FRA	RAIWOIT MONDOLO RACING		10	28:23.382	+2.154	148.0	7	2:49.398	148.8	
4	4 Xavier FOUINEAU	FRA	MILAN COMPÉTITION		10	28:23.953	+2.725	148.0	2	2:49.116	149.1	
5	8 Sami LUKA	BEL	MILAN COMPÉTITION		10	28:42.850	+21.622	146.4	4	2:50.153	148.2	
6	14 Julien NEVEU	FRA	AUTOSPORT GP		10	28:50.933	+29.705	145.7	6	2:50.696	147.7	
7	5 Jean-Philippe LAMIC	FRA	VICTEAM		10	29:09.051	+47.823	144.2	3	2:50.466	147.9	
8	41 Peter SCHARMACH	NZL	TEAM SESTERHEIM		10	29:29.675	+1'08.447	142.5	7	2:51.571	147.0	
CTL												
1	23 Denis GIBAUD	FRA	MILAN COMPETITION		10	28:44.037		146.3	2	2:51.049	147.4	
2	9 Antoine BOULAY	FRA	AUTOSPORT GP		10	28:45.162	+1.125	146.2	3	2:50.447	147.9	
3	12 Emmanuel RAFFIN	FRA	AUTOSPORT GP		10	28:54.654	+10.617	145.4	3	2:51.093	147.4	
4	6 Jacques FABREGAT	FRA	MILAN COMPÉTITION		10	28:55.035	+10.998	145.3	3	2:51.673	146.9	
5	21 Franck TRAYNARD	FRA	AUTOSPORT GP		10	29:00.905	+16.868	144.8	9	2:51.992	146.6	
Not classified:												
65	Patrick PERRIN	FRA	CARMINE		5	15:01.488	5 Laps	139.8	3	2:51.757	146.8	
R												
1	25 Jean-Philippe LIGIER	FRA	VICTEAM		10	28:36.601		146.9	3	2:49.709	148.6	
2	33 Denis BERNARDI	FRA	SPORTECH RACING		10	28:40.300	+3.699	146.6	3	2:49.188	149.0	
3	1 Pascal ARELLANO	FRA	T2CM		10	28:44.549	+7.948	146.2	3	2:50.748	147.7	
4	99 Jean-Laurent NAVARRO	FRA	MOTORSPORT DÉVELOPPEMENT		10	28:58.425	+21.824	145.0	2	2:50.797	147.6	
Not classified:												
95	Olivier JOUFFRET	FRA	VICTEAM		10	29:18.582		143.4	2	2:49.211	149.0	
44	Veenesh SHUNKER	FRA	CVS AUTO BY T2CM		7	20:19.031	3 Laps	144.8	5	2:51.919	146.7	
34	Clement MATEU	FRA	MOTORSPORT DÉVELOPPEMENT		6	17:34.138		143.5	5	2:50.762	147.7	
69	Jérémy CURTY	FRA	CARMINE		6	30:31.671	4 Laps	82.6	2	2:52.891	145.8	

30 SECONDS PENALTY FOR CARS N° 41, 95 FOR TRACK LIMITS.


Published at:

Track Status:

DRY

Race Director:


Timekeeper:



CLIO CUP FRANCE
SPA EURO RACE 2014
RACE 2

Lap Chart


		LAP										
Nr	Pos	Pos	1	2	3	4	5	6	7	8	9	10
7	1	7	7	7	7	7	7	7	7	7	7	7
4	2	4	3	64	64	64	64	64	64	64	64	64
3	3	3	64	3	3	3	3	3	3	3	3	3
25	4	25	4	4	4	4	4	4	4	4	4	4
64	5	64	95	95	95	33	95	33	33	25	25	25
95	6	95	25	33	33	95	33	25	25	33	8	33
14	7	14	33	25	25	25	25	95	95	95	14	8
33	8	33	14	14	14	14	14	14	8	8	95	23
23	9	23	34	8	8	8	8	8	14	14	33	1
8	10	8	8	34	34	34	34	23	23	23	23	9
99	11	99	99	99	99	23	23	1	1	1	1	95
5	12	5	23	23	23	99	99	5	9	9	9	14
34	13	34	5	5	5	5	5	9	12	12	99	12
69	14	69	9	9	9	9	1	99	99	99	12	6
9	15	9	1	1	1	1	9	12	6	6	6	99
1	16	1	6	6	6	6	12	6	44	41	41	41
41	17	41	69	69	65	12	6	44	5	21	21	21
21	18	21	44	65	12	65	44	21	21	5	5	5
12	19	12	12	44	69	44	21	41	41			
6	20	6	65	12	44	21	41	34				
44	21	44	21	21	21	41	65	69				
65	22	65	41	41	41	69	69					



CLIO CUP FRANCE
SPA EURO RACE 2014
RACE 2

Best Sector Times


SECTOR 1			SECTOR 2			SECTOR 3			Pos	Driver	Ideal Lap	Best Lap
Pos	Driver	Time	Driver	Time	Driver	Time						
1	64 E.TREMOULET	48.283	7 N.MILAN	1:16.018	33 D.BERNARDI	43.605	1	64 E.TREMOULET	2'48.584	2:48.825	(1)	
2	33 D.BERNARDI	48.500	4 X.FOUINEAU	1:16.227	95 O.JOUFFRET	43.768	2	33 D.BERNARDI	2'48.715	2:49.188	(3)	
3	3 B.CASTAGNE	48.531	95 O.JOUFFRET	1:16.369	4 X.FOUINEAU	43.845	3	4 X.FOUINEAU	2'48.784	2:49.116	(2)	
4	25 J.LIGIER	48.628	64 E.TREMOULET	1:16.399	7 N.MILAN	43.866	4	7 N.MILAN	2'48.799	2:49.555	(6)	
5	8 S.LUKA	48.646	3 B.CASTAGNE	1:16.459	25 J.LIGIER	43.894	5	3 B.CASTAGNE	2'49.037	2:49.398	(5)	
6	4 X.FOUINEAU	48.712	33 D.BERNARDI	1:16.610	64 E.TREMOULET	43.902	6	95 O.JOUFFRET	2'49.040	2:49.211	(4)	
7	14 J.NEVEU	48.812	99 J.NAVARRO	1:16.859	99 J.NAVARRO	44.029	7	8 S.LUKA	2'49.612	2:50.153	(8)	
8	1 P.ARELLANO	48.840	8 S.LUKA	1:16.930	8 S.LUKA	44.036	8	25 J.LIGIER	2'49.643	2:49.709	(7)	
9	99 J.NAVARRO	48.896	14 J.NEVEU	1:16.975	3 B.CASTAGNE	44.047	9	99 J.NAVARRO	2'49.784	2:50.797	(14)	
10	95 O.JOUFFRET	48.903	23 D.GIBAUD	1:17.012	5 J.LAMIC	44.101	10	14 J.NEVEU	2'50.061	2:50.696	(11)	
11	7 N.MILAN	48.915	5 J.LAMIC	1:17.099	9 A.BOULAY	44.101	11	5 J.LAMIC	2'50.290	2:50.466	(10)	
12	9 A.BOULAY	49.050	25 J.LIGIER	1:17.121	23 D.GIBAUD	44.120	12	23 D.GIBAUD	2'50.328	2:51.049	(15)	
13	41 P.SCHARMACH	49.088	12 E.RAFFIN	1:17.167	1 P.ARELLANO	44.257	13	9 A.BOULAY	2'50.447	2:50.447	(9)	
14	5 J.LAMIC	49.090	34 C.MATEU	1:17.198	14 J.NEVEU	44.274	14	1 P.ARELLANO	2'50.512	2:50.748	(12)	
15	23 D.GIBAUD	49.196	9 A.BOULAY	1:17.296	12 E.RAFFIN	44.287	15	34 C.MATEU	2'50.716	2:50.762	(13)	
16	34 C.MATEU	49.213	44 V.SHUNKER	1:17.344	34 C.MATEU	44.305	16	12 E.RAFFIN	2'50.751	2:51.093	(16)	
17	21 F.TRAYNARD	49.286	65 P.PERRIN	1:17.367	41 P.SCHARMACH	44.318	17	41 P.SCHARMACH	2'50.917	2:51.571	(17)	
18	65 P.PERRIN	49.293	6 J.FABREGAT	1:17.409	44 V.SHUNKER	44.368	18	65 P.PERRIN	2'51.306	2:51.757	(19)	
19	12 E.RAFFIN	49.297	1 P.ARELLANO	1:17.415	6 J.FABREGAT	44.399	19	21 F.TRAYNARD	2'51.394	2:51.992	(21)	
20	6 J.FABREGAT	49.684	41 P.SCHARMACH	1:17.511	21 F.TRAYNARD	44.467	20	6 J.FABREGAT	2'51.492	2:51.673	(18)	
21	44 V.SHUNKER	49.834	21 F.TRAYNARD	1:17.641	69 J.CURTY	44.473	21	44 V.SHUNKER	2'51.546	2:51.919	(20)	
22	69 J.CURTY	50.099	69 J.CURTY	1:18.163	65 P.PERRIN	44.646	22	69 J.CURTY	2'52.735	2:52.891	(22)	



CLIO CUP FRANCE
SPA EURO RACE 2014
RACE 2

Best Sector Times


SECTOR 1			SECTOR 2			SECTOR 3			Pos	Driver	Ideal Lap	Best Lap
Pos	Driver	Time	Driver	Time	Driver	Time						
1	64 E.TREMOULET	48.283	7 N.MILAN	1:16.018	33 D.BERNARDI	43.605	1	64 E.TREMOULET	2'48.584	2:48.825	(1)	
2	33 D.BERNARDI	48.500	4 X.FOUINEAU	1:16.227	95 O.JOUFFRET	43.768	2	33 D.BERNARDI	2'48.715	2:49.188	(3)	
3	3 B.CASTAGNE	48.531	95 O.JOUFFRET	1:16.369	4 X.FOUINEAU	43.845	3	4 X.FOUINEAU	2'48.784	2:49.116	(2)	
4	25 J.LIGIER	48.628	64 E.TREMOULET	1:16.399	7 N.MILAN	43.866	4	7 N.MILAN	2'48.799	2:49.555	(6)	
5	8 S.LUKA	48.646	3 B.CASTAGNE	1:16.459	25 J.LIGIER	43.894	5	3 B.CASTAGNE	2'49.037	2:49.398	(5)	
6	4 X.FOUINEAU	48.712	33 D.BERNARDI	1:16.610	64 E.TREMOULET	43.902	6	95 O.JOUFFRET	2'49.040	2:49.211	(4)	
7	14 J.NEVEU	48.812	99 J.NAVARRO	1:16.859	99 J.NAVARRO	44.029	7	8 S.LUKA	2'49.612	2:50.153	(8)	
8	1 P.ARELLANO	48.840	8 S.LUKA	1:16.930	8 S.LUKA	44.036	8	25 J.LIGIER	2'49.643	2:49.709	(7)	
9	99 J.NAVARRO	48.896	14 J.NEVEU	1:16.975	3 B.CASTAGNE	44.047	9	99 J.NAVARRO	2'49.784	2:50.797	(14)	
10	95 O.JOUFFRET	48.903	23 D.GIBAUD	1:17.012	5 J.LAMIC	44.101	10	14 J.NEVEU	2'50.061	2:50.696	(11)	
11	7 N.MILAN	48.915	5 J.LAMIC	1:17.099	9 A.BOULAY	44.101	11	5 J.LAMIC	2'50.290	2:50.466	(10)	
12	9 A.BOULAY	49.050	25 J.LIGIER	1:17.121	23 D.GIBAUD	44.120	12	23 D.GIBAUD	2'50.328	2:51.049	(15)	
13	41 P.SCHARMACH	49.088	12 E.RAFFIN	1:17.167	1 P.ARELLANO	44.257	13	9 A.BOULAY	2'50.447	2:50.447	(9)	
14	5 J.LAMIC	49.090	34 C.MATEU	1:17.198	14 J.NEVEU	44.274	14	1 P.ARELLANO	2'50.512	2:50.748	(12)	
15	23 D.GIBAUD	49.196	9 A.BOULAY	1:17.296	12 E.RAFFIN	44.287	15	34 C.MATEU	2'50.716	2:50.762	(13)	
16	34 C.MATEU	49.213	44 V.SHUNKER	1:17.344	34 C.MATEU	44.305	16	12 E.RAFFIN	2'50.751	2:51.093	(16)	
17	21 F.TRAYNARD	49.286	65 P.PERRIN	1:17.367	41 P.SCHARMACH	44.318	17	41 P.SCHARMACH	2'50.917	2:51.571	(17)	
18	65 P.PERRIN	49.293	6 J.FABREGAT	1:17.409	44 V.SHUNKER	44.368	18	65 P.PERRIN	2'51.306	2:51.757	(19)	
19	12 E.RAFFIN	49.297	1 P.ARELLANO	1:17.415	6 J.FABREGAT	44.399	19	21 F.TRAYNARD	2'51.394	2:51.992	(21)	
20	6 J.FABREGAT	49.684	41 P.SCHARMACH	1:17.511	21 F.TRAYNARD	44.467	20	6 J.FABREGAT	2'51.492	2:51.673	(18)	
21	44 V.SHUNKER	49.834	21 F.TRAYNARD	1:17.641	69 J.CURTY	44.473	21	44 V.SHUNKER	2'51.546	2:51.919	(20)	
22	69 J.CURTY	50.099	69 J.CURTY	1:18.163	65 P.PERRIN	44.646	22	69 J.CURTY	2'52.735	2:52.891	(22)	



CLIO CUP FRANCE
 SPA EURO RACE 2014
 RACE 2

Fastest Lap Sequence


Practice Time	Driver	Team	Car	Class	Time	Kph	Lap
5:42.573	7 Nicolas MILAN	MILAN COMPÉTITION		GL	2:49.791	148.5	2
5:42.958	64 Eric TREMOULET	VICTEAM		GL	2:48.825	149.4	2



CLIO CUP FRANCE
 SPA EURO RACE 2014
 RACE 2

Fastest Lap Sequence

Practice Time	Driver	Team	Car	Class	Time	Kph	Lap
5:42.573	7 Nicolas MILAN	MILAN COMPÉTITION		GL	2:49.791	148.5	2
5:42.958	64 Eric TREMOULET	VICTEAM		GL	2:48.825	149.4	2




CLIO CUP FRANCE
SPA EURO RACE 2014
RACE 2

Analysis by lap

Lapped

Nr	Lap Time	Gap	Nr	Lap Time	Gap	Nr	Lap Time	Gap	Nr	Lap Time	Gap	Nr	Lap Time	Gap		
Lap 1																
7	2:52.782		25	2:49.709	3.789	9	2:51.582	14.987	25	2:51.529	10.566					
3	2:53.681	0.899	14	2:50.709	7.355	12	2:52.050	19.050	33	2:52.372	10.771					
64	2:54.133	1.351	8	2:51.115	9.524	6	2:53.337	19.688	95	2:51.479	10.928					
4	2:54.720	1.938	34	2:51.404	9.816	44	2:51.919	21.107	8	2:50.725	12.785					
95	2:55.445	2.663	99	2:51.333	10.139	21	2:54.017	25.055	14	2:50.696	13.209					
25	2:56.182	3.400	23	2:51.336	10.570	41	2:52.126	27.993	23	2:51.784	18.734					
33	2:56.635	3.853	5	2:50.466	10.834	65	3:22.165	49.519	1	2:51.740	19.315					
14	2:58.155	5.373	9	2:50.447	11.222	Lap 6										
34	2:58.686	5.904	1	2:50.748	12.152	7	2:49.555		12	2:53.647	26.496					
8	2:59.195	6.413	6	2:51.673	13.675	64	2:49.469	0.290	99	2:52.088	26.559					
99	3:00.221	7.439	65	2:51.757	14.940	3	2:49.643	0.794	6	2:52.398	28.349					
23	3:00.397	7.615	12	2:51.093	15.551	4	2:49.955	1.549	41	2:52.371	34.423					
5	3:00.913	8.131	69	2:53.677	16.091	33	2:51.590	7.080	21	2:54.714	35.099					
9	3:00.995	8.213	44	2:52.625	16.521	25	2:51.581	7.599	5	3:04.196	42.668					
1	3:01.199	8.417	21	2:52.098	17.440	95	2:52.611	8.041	Lap 9							
6	3:01.429	8.647	41	2:51.956	22.828	14	2:50.696	10.418	7	2:49.857						
69	3:01.735	8.953	Lap 4						64	2:50.298	0.672					
44	3:02.302	9.520	7	2:49.581		8	2:50.255	11.125	3	2:50.153	0.940					
12	3:02.679	9.897	64	2:49.505	0.249	23	2:51.935	15.500	4	2:49.882	1.370					
65	3:03.234	10.452	3	2:49.400	0.558	1	2:51.351	16.390	25	2:51.996	12.705					
21	3:03.614	10.832	4	2:49.709	1.187	5	2:52.180	16.764	8	2:51.806	14.734					
41	3:11.005	18.223	33	2:50.745	4.000	9	2:51.765	17.197	14	2:51.745	15.097					
Lap 2																
7	2:49.791		95	2:51.563	4.200	12	2:51.887	21.382	95	2:54.134	15.205					
64	2:48.825	0.385	25	2:50.585	4.793	6	2:53.251	23.384	33	2:54.500	15.414					
3	2:49.764	0.872	14	2:50.972	8.746	44	2:52.930	24.482	23	2:51.661	20.538					
4	2:49.116	1.263	8	2:50.153	10.096	21	2:52.746	28.246	1	2:52.022	21.480					
95	2:49.211	2.083	34	2:51.118	11.353	41	2:52.130	30.568	9	2:51.594	22.154					
33	2:49.225	3.287	23	2:51.258	12.247	34	3:10.230	32.614	99	2:52.303	29.005					
25	2:50.110	3.719	99	2:51.720	12.278	Lap 7										
14	2:50.703	6.285	5	2:51.579	12.832	7	2:49.695		12	2:53.208	29.847					
8	2:51.426	8.048	9	2:51.940	13.581	64	2:49.684	0.279	6	2:52.687	31.179					
34	2:51.938	8.051	1	2:51.276	13.847	3	2:49.398	0.497	41	2:51.800	36.366					
99	2:50.797	8.445	6	2:52.433	16.527	4	2:49.852	1.706	21	2:51.992	37.234					
23	2:51.049	8.873	12	2:51.206	17.176	33	2:51.406	8.791	5	2:52.482	45.293					
5	2:51.667	10.007	65	2:52.171	17.530	4	2:49.852	1.706	69	15:12.247	4 Laps					
9	2:51.992	10.414	44	2:52.424	19.364	25	2:51.525	9.429	Lap 10							
1	2:52.417	11.043	21	2:53.355	21.214	95	2:51.495	9.841	7	2:49.760						
6	2:52.785	11.641	41	2:52.796	26.043	8	2:51.022	12.452	64	2:50.495	1.407					
69	2:52.891	12.053	69	3:26.903	53.413	14	2:52.182	12.905	3	2:50.974	2.154					
65	2:52.161	12.822	Lap 5						4	2:51.115	2.725					
44	2:53.806	13.535	7	2:50.176		23	2:51.537	17.342	25	2:52.428	15.373					
12	2:53.991	14.097	64	2:50.303	0.376	1	2:51.272	17.967	33	2:53.418	19.072					
21	2:53.940	14.981	3	2:50.324	0.706	9	2:51.556	19.058	8	2:56.648	21.622					
41	2:52.079	20.511	4	2:50.138	1.149	12	2:51.554	23.241	23	2:52.031	22.809					
Lap 3																
7	2:49.639		95	2:50.961	4.985	6	2:52.654	26.343	1	2:51.601	23.321					
64	2:49.579	0.325	33	2:51.221	5.045	44	2:53.025	27.812	9	2:51.540	23.934					
3	2:49.506	0.739	25	2:50.956	5.573	5	3:01.795	28.864	95	3:01.909	27.354					
4	2:49.435	1.059	14	2:50.707	9.277	21	2:52.226	30.777	14	3:04.368	29.705					
95	2:49.774	2.218	8	2:50.505	10.425	41	2:51.571	32.444	12	2:53.339	33.426					
33	2:49.188	2.836	34	2:50.762	11.939	Lap 8										
Lap 4																
7	2:50.392		23	2:51.049	13.120	7	2:50.392		6	2:52.388	33.807					
64	2:50.344	0.231	99	2:51.429	13.531	64	2:50.344	0.231	99	2:57.952	37.197					
3	2:50.539	0.644	5	2:51.483	14.139	3	2:50.539	0.644	41	2:51.841	38.447					
4	2:50.031	1.345	1	2:50.923	14.594	4	2:50.031	1.345	21	2:52.203	39.677					
Lap 5																
5	2:52.290	47.823														
69	3:04.218	4 Laps														




CLIO CUP FRANCE
SPA EURO RACE 2014
RACE 2

Analysis by lap

Lapped

Nr	Lap Time	Gap	Nr	Lap Time	Gap	Nr	Lap Time	Gap	Nr	Lap Time	Gap	Nr	Lap Time	Gap		
Lap 1																
7	2:52.782		25	2:49.709	3.789	9	2:51.582	14.987	25	2:51.529	10.566					
3	2:53.681	0.899	14	2:50.709	7.355	12	2:52.050	19.050	33	2:52.372	10.771					
64	2:54.133	1.351	8	2:51.115	9.524	6	2:53.337	19.688	95	2:51.479	10.928					
4	2:54.720	1.938	34	2:51.404	9.816	44	2:51.919	21.107	8	2:50.725	12.785					
95	2:55.445	2.663	99	2:51.333	10.139	21	2:54.017	25.055	14	2:50.696	13.209					
25	2:56.182	3.400	23	2:51.336	10.570	41	2:52.126	27.993	23	2:51.784	18.734					
33	2:56.635	3.853	5	2:50.466	10.834	65	3:22.165	49.519	1	2:51.740	19.315					
14	2:58.155	5.373	9	2:50.447	11.222	Lap 6										
34	2:58.686	5.904	1	2:50.748	12.152	7	2:49.555		12	2:53.647	26.496					
8	2:59.195	6.413	6	2:51.673	13.675	64	2:49.469	0.290	99	2:52.088	26.559					
99	3:00.221	7.439	65	2:51.757	14.940	3	2:49.643	0.794	6	2:52.398	28.349					
23	3:00.397	7.615	12	2:51.093	15.551	4	2:49.955	1.549	41	2:52.371	34.423					
5	3:00.913	8.131	69	2:53.677	16.091	33	2:51.590	7.080	21	2:54.714	35.099					
9	3:00.995	8.213	44	2:52.625	16.521	25	2:51.581	7.599	5	3:04.196	42.668					
1	3:01.199	8.417	21	2:52.098	17.440	95	2:52.611	8.041	Lap 9							
6	3:01.429	8.647	41	2:51.956	22.828	14	2:50.696	10.418	7	2:49.857						
69	3:01.735	8.953	Lap 4						64	2:50.298	0.672					
44	3:02.302	9.520	7	2:49.581		8	2:50.255	11.125	3	2:50.153	0.940					
12	3:02.679	9.897	64	2:49.505	0.249	23	2:51.935	15.500	4	2:49.882	1.370					
65	3:03.234	10.452	3	2:49.400	0.558	1	2:51.351	16.390	25	2:51.996	12.705					
21	3:03.614	10.832	4	2:49.709	1.187	5	2:52.180	16.764	8	2:51.806	14.734					
41	3:11.005	18.223	33	2:50.745	4.000	9	2:51.765	17.197	14	2:51.745	15.097					
Lap 2																
7	2:49.791		95	2:51.563	4.200	12	2:51.887	21.382	95	2:54.134	15.205					
64	2:48.825	0.385	25	2:50.585	4.793	6	2:53.251	23.384	33	2:54.500	15.414					
3	2:49.764	0.872	14	2:50.972	8.746	44	2:52.930	24.482	23	2:51.661	20.538					
4	2:49.116	1.263	8	2:50.153	10.096	21	2:52.746	28.246	1	2:52.022	21.480					
95	2:49.211	2.083	34	2:51.118	11.353	41	2:52.130	30.568	9	2:51.594	22.154					
33	2:49.225	3.287	23	2:51.258	12.247	34	3:10.230	32.614	99	2:52.303	29.005					
25	2:50.110	3.719	99	2:51.720	12.278	Lap 7										
14	2:50.703	6.285	5	2:51.579	12.832	7	2:49.695		12	2:53.208	29.847					
8	2:51.426	8.048	9	2:51.940	13.581	64	2:49.684	0.279	6	2:52.687	31.179					
34	2:51.938	8.051	1	2:51.276	13.847	3	2:49.398	0.497	41	2:51.800	36.366					
99	2:50.797	8.445	6	2:52.433	16.527	4	2:49.852	1.706	21	2:51.992	37.234					
23	2:51.049	8.873	12	2:51.206	17.176	33	2:51.406	8.791	5	2:52.482	45.293					
5	2:51.667	10.007	65	2:52.171	17.530	4	2:49.852	1.706	69	15:12.247	4 Laps					
9	2:51.992	10.414	44	2:52.424	19.364	25	2:51.525	9.429	Lap 10							
1	2:52.417	11.043	21	2:53.355	21.214	95	2:51.495	9.841	7	2:49.760						
6	2:52.785	11.641	41	2:52.796	26.043	8	2:51.022	12.452	64	2:50.495	1.407					
69	2:52.891	12.053	69	3:26.903	53.413	14	2:52.182	12.905	3	2:50.974	2.154					
65	2:52.161	12.822	Lap 5						4	2:51.115	2.725					
44	2:53.806	13.535	7	2:50.176		23	2:51.537	17.342	25	2:52.428	15.373					
12	2:53.991	14.097	64	2:50.303	0.376	1	2:51.272	17.967	33	2:53.418	19.072					
21	2:53.940	14.981	3	2:50.324	0.706	9	2:51.556	19.058	8	2:56.648	21.622					
41	2:52.079	20.511	4	2:50.138	1.149	12	2:51.554	23.241	23	2:52.031	22.809					
Lap 3																
7	2:49.639		95	2:50.961	4.985	6	2:52.654	26.343	1	2:51.601	23.321					
64	2:49.579	0.325	33	2:51.221	5.045	44	2:53.025	27.812	9	2:51.540	23.934					
3	2:49.506	0.739	25	2:50.956	5.573	5	3:01.795	28.864	95	3:01.909	27.354					
4	2:49.435	1.059	14	2:50.707	9.277	21	2:52.226	30.777	14	3:04.368	29.705					
95	2:49.774	2.218	8	2:50.505	10.425	41	2:51.571	32.444	12	2:53.339	33.426					
33	2:49.188	2.836	34	2:50.762	11.939	Lap 8										
Lap 4																
7	2:50.392		23	2:51.049	13.120	7	2:50.392		6	2:52.388	33.807					
64	2:50.344	0.231	99	2:51.429	13.531	64	2:50.344	0.231	99	2:57.952	37.197					
3	2:50.539	0.644	5	2:51.483	14.139	3	2:50.539	0.644	41	2:51.841	38.447					
4	2:50.031	1.345	1	2:50.923	14.594	4	2:50.031	1.345	21	2:52.203	39.677					
Lap 5																
7	2:50.290															
64	2:50.290															
3	2:50.290															
4	2:50.290															
95	2:50.290															
25	2:50.290															
14	2:50.290															
8	2:50.290															
34	2:50.290															
23	2:50.290															
99	2:50.290															
5	2:50.290															
1	2:50.290															
25	2:50.290															
14	2:50.290															
8	2:50.290															
34	2:50.290															
23	2:50.290															
99	2:50.290															
5	2:50.290															
1	2:50.290															
25	2:50.290															
14	2:50.290															
8	2:50.290															
34	2:50.290															
23	2:50.290															
99	2:50.290															
5	2:50.290															
1	2:50.290															
25	2:50.290															
14	2:50.290															
8	2:50.290															
34	2:50.290															
23	2:50.290															
99	2:50.290															
5	2:50.290															
1	2:50.290															
25	2:50.290															
14	2:50.290															
8	2:50.290															
34	2:50.290															
23	2:50.290															
99	2:50.290															
5	2:50.290															
1	2:50.290															
25	2:50.290															
14	2:50.290															
8	2:50.290															
34	2:50.290															
23	2:50.290															
99	2:50.290															
5	2:50.290															
1	2:50.290															
25	2:50.290															
14	2:50.290															
8	2:50.290															
34	2:50.290															
23	2:50.290															
99	2:50.290															
5	2:50.290															
1	2:50.290															
25	2:50.290															
14	2:50.290															
8	2:50.290															
34	2:50.290															
23	2:50.290															
99	2:50.290															
5	2:50.290															
1	2:50.290															
25	2:50.290															
14	2:50.290															
8	2:50.290															
34	2:50.290															
23	2:50.290															
99	2:50.290															
5	2:50.290															
1	2:50.290															
25	2:50.290															
14	2:50.290															
8	2:50.290															
34	2:50.290															
23	2:50.290															
99	2:50.290															
5	2:50.290															
1	2:50.290															
25	2:50.290															
14	2:50.290															
8	2:50.290															
34	2:50.290															
23	2:50.290															
99	2:50.290															
5	2:50.290															
1	2:50.290															
25	2:50.290															
14	2:50.290															
8	2:50.290															
34	2:50.290															
23	2:50.290															
99	2:50.290															
5	2:50.290															
1	2:50.290															
25	2:50.290															
14	2:50.290															
8	2:50.290															
34	2:50.290															
23	2:50.290															
99	2:50.290															
5	2:50.290															
1	2:50.290															
25	2:50.290															
14	2:50.290															
8	2:50.290															
34	2:50.290															
23	2:50.290															
99	2:50.290															




CLIO CUP FRANCE SPA EURO RACE 2014 RACE 2

Analysis

■ Personal Best
 ■ Session Best
 ■ B Crossing the finish line in pit lane

Lap	Time	Sector 1	Sector 2	Sector 3	Kph	Elapsed	Lap	Time	Sector 1	Sector 2	Sector 3	Kph	Elapsed
1 Pascal ARELLANO FRA													
T2CM													
1	3:01.199	57.426	1:18.711	45.062	139.2	3:01.199	2	2:52.785	50.091	1:18.264	44.430	145.9	5:54.214
2	2:52.417	49.729	1:18.167	44.521	146.2	5:53.616	3	2:51.673	49.865	1:17.409	44.399	146.9	8:45.887
3	2:50.748	48.840	1:17.415	44.493	147.7	8:44.364	4	2:52.433	49.684	1:18.042	44.707	146.2	11:38.320
4	2:51.276	49.312	1:17.537	44.427	147.2	11:35.640	5	2:53.337	49.908	1:18.800	44.629	145.5	14:31.657
5	2:50.923	48.909	1:17.689	44.325	147.5	14:26.563	6	2:53.251	49.837	1:18.290	45.124	145.5	17:24.908
6	2:51.351	48.858	1:17.877	44.616	147.1	17:17.914	7	2:52.654	49.731	1:18.281	44.642	146.0	20:17.562
7	2:51.272	49.023	1:17.834	44.415	147.2	20:09.186	8	2:52.398	49.721	1:18.226	44.451	146.3	23:09.960
8	2:51.740	49.640	1:17.737	44.363	146.8	23:00.926	9	2:52.687	49.973	1:18.241	44.473	146.0	26:02.647
9	2:52.022	49.288	1:18.248	44.486	146.6	25:52.948	10	2:52.388	49.874	1:18.084	44.430	146.3	28:55.035
10	2:51.601	49.142	1:18.202	44.257	146.9	28:44.549							
3 Benoit CASTAGNE FRA													
RAIWOIT MONDOLO RACING													
1	2:53.681	53.016	1:16.459	44.206	145.2	2:53.681							
2	2:49.764	48.646	1:16.915	44.203	148.5	5:43.445							
3	2:49.506	48.574	1:16.678	44.254	148.8	8:32.951							
4	2:49.400	48.561	1:16.639	44.200	148.8	11:22.351							
5	2:50.324	48.625	1:17.372	44.327	148.0	14:12.675							
6	2:49.643	48.737	1:16.814	44.092	148.6	17:02.318							
7	2:49.398	48.752	1:16.599	44.047	148.8	19:51.716							
8	2:50.539	48.696	1:17.163	44.680	147.8	22:42.255							
9	2:50.153	48.531	1:17.145	44.477	148.2	25:32.408							
10	2:50.974	48.769	1:17.916	44.289	147.5	28:23.382							
4 Xavier FOUINEAU FRA													
MILAN COMPÉTITION													
1	2:54.720	53.312	1:17.563	43.845	144.3	2:54.720							
2	2:49.116	49.027	1:16.227	43.862	149.1	5:43.836							
3	2:49.435	48.712	1:16.590	44.133	148.8	8:33.271							
4	2:49.709	48.992	1:16.592	44.125	148.6	11:22.980							
5	2:50.138	48.966	1:16.867	44.305	148.2	14:13.118							
6	2:49.955	49.050	1:16.603	44.302	148.4	17:03.073							
7	2:49.852	49.016	1:16.761	44.075	148.4	19:52.925							
8	2:50.031	49.046	1:16.729	44.256	148.3	22:42.956							
9	2:49.882	48.950	1:16.702	44.230	148.4	25:32.838							
10	2:51.115	49.124	1:17.441	44.550	147.4	28:23.953							
5 Jean-Philippe LAMIC FRA													
VICTEAM													
1	3:00.913	56.837	1:18.577	45.499	139.4	3:00.913							
2	2:51.667	49.415	1:17.858	44.394	146.9	5:52.580							
3	2:50.466	49.090	1:17.099	44.277	147.9	8:43.046							
4	2:51.579	49.290	1:17.683	44.606	147.0	11:34.625							
5	2:51.483	49.168	1:18.214	44.101	147.0	14:26.108							
6	2:52.180	49.387	1:18.093	44.700	146.4	17:18.288							
7	3:01.795	49.526	1:17.490	54.779	138.7	20:20.083							
8	3:04.196	1:02.150	1:17.266	44.780	136.9	23:24.279							
9	2:52.482	49.667	1:17.825	44.990	146.2	26:16.761							
10	2:52.290	49.889	1:17.577	44.824	146.3	29:09.051							
6 Jacques FABREGAT FRA													
MILAN COMPÉTITION													
1	3:01.429	57.803	1:18.763	44.863	139.0	3:01.429							
7 Nicolas MILAN FRA													
MILAN COMPÉTITION													
1	2:52.782	52.078	1:16.159	44.545	145.9	2:52.782							
2	2:49.791	49.132	1:16.133	44.526	148.5	5:42.573							
3	2:49.639	49.092	1:16.681	43.866	148.6	8:32.212							
4	2:49.581	49.028	1:16.018	44.535	148.7	11:21.793							
5	2:50.176	48.960	1:17.330	43.886	148.2	14:11.969							
6	2:49.555	48.962	1:16.236	44.357	148.7	17:01.524							
7	2:49.695	48.915	1:16.516	44.264	148.6	19:51.219							
8	2:50.392	48.964	1:17.062	44.366	148.0	22:41.611							
9	2:49.857	48.926	1:16.544	44.387	148.4	25:31.468							
10	2:49.760	49.084	1:16.313	44.363	148.5	28:21.228							
8 Sami LUKA BEL													
MILAN COMPÉTITION													
1	2:59.195	54.208	1:20.353	44.634	140.7	2:59.195							
2	2:51.426	49.414	1:17.350	44.662	147.1	5:50.621							
3	2:51.115	49.315	1:17.373	44.427	147.4	8:41.736							
4	2:50.153	49.021	1:16.930	44.202	148.2	11:31.889							
5	2:50.505	49.128	1:17.164	44.213	147.9	14:22.394							
6	2:50.255	48.646	1:17.573	44.036	148.1	17:12.649							
7	2:51.022	48.674	1:17.938	44.410	147.4	20:03.671							
8	2:50.725	48.938	1:17.515	44.272	147.7	22:54.396							
9	2:51.806	48.830	1:18.353	44.623	146.8	25:46.202							
10	2:56.648	52.100	1:19.067	45.481	142.7	28:42.850							
9 Antoine BOULAY FRA													
AUTOSPORT GP													
1	3:00.995	57.307	1:18.517	45.171	139.3	3:00.995							
2	2:51.992	49.143	1:18.582	44.267	146.6	5:52.987							
3	2:50.447	49.050	1:17.296	44.101	147.9	8:43.434							
4	2:51.940	49.140	1:17.829	44.971	146.6	11:35.374							
5	2:51.582	49.313	1:17.865	44.404	147.0	14:26.956							
6	2:51.765	49.227	1:17.722	44.816	146.8	17:18.721							
7	2:51.556	49.404	1:17.585	44.567	147.0	20:10.277							
8	2:51.751	49.582	1:17.605	44.564	146.8	23:02.028							
9	2:51.594	49.425	1:17.840	44.329	146.9	25:53.622							
10	2:51.540	49.247	1:17.699	44.594	147.0	28:45.162							
12 Emmanuel RAFFIN FRA													
AUTOSPORT GP													
1	3:02.679	59.050	1:19.018	44.611	138.0	3:02.679							
2	2:53.991	50.493	1:18.633	44.865	144.9	5:56.670							
3	2:51.093	49.639	1:17.167	44.287	147.4	8:47.763							
4	2:51.206	49.393	1:17.505	44.308	147.3	11:38.969							
5	2:52.050	49.406	1:18.126	44.518	146.6	14:31.019							




CLIO CUP FRANCE SPA EURO RACE 2014 RACE 2

Analysis

■ Personal Best
 ■ Session Best
 ■ B Crossing the finish line in pit lane

Lap	Time	Sector 1	Sector 2	Sector 3	Kph	Elapsed	Lap	Time	Sector 1	Sector 2	Sector 3	Kph	Elapsed
6	2:51.887	49.440	1:17.644	44.803	146.7	17:22.906	10	2:52.428	49.652	1:17.705	45.071	146.2	28:36.601
7	2:51.554	49.297	1:17.577	44.680	147.0	20:14.460	33 Denis BERNARDI FRA						
8	2:53.647	50.705	1:17.753	45.189	145.2	23:08.107	SPORTECH RACING						
9	2:53.208	50.294	1:18.006	44.908	145.6	26:01.315	1	2:56.635	53.786	1:19.210	43.639	142.7	2:56.635
10	2:53.339	50.093	1:17.995	45.251	145.5	28:54.654	2	2:49.225	48.500	1:17.120	43.605	149.0	5:45.860
14 Julien NEVEU FRA							3	2:49.188	48.877	1:16.610	43.701	149.0	8:35.048
AUTOSPORT GP							4	2:50.745	48.533	1:17.863	44.349	147.7	11:25.793
1	2:58.155	53.624	1:20.257	44.274	141.5	2:58.155	5	2:51.221	49.150	1:17.410	44.661	147.3	14:17.014
2	2:50.703	48.951	1:17.287	44.465	147.7	5:48.858	6	2:51.590	49.185	1:18.108	44.297	146.9	17:08.604
3	2:50.709	49.166	1:17.199	44.344	147.7	8:39.567	7	2:51.406	49.169	1:17.960	44.277	147.1	20:00.010
4	2:50.972	49.416	1:16.975	44.581	147.5	11:30.539	8	2:52.372	49.282	1:18.642	44.448	146.3	22:52.382
5	2:50.707	49.231	1:17.051	44.425	147.7	14:21.246	9	2:54.500	49.336	1:20.666	44.498	144.5	25:46.882
6	2:50.696	48.997	1:17.168	44.531	147.7	17:11.942	10	2:53.418	50.485	1:18.331	44.602	145.4	28:40.300
7	2:52.182	49.099	1:18.561	44.522	146.4	20:04.124	34 Clement MATEU FRA						
8	2:50.696	48.812	1:17.583	44.301	147.7	22:54.820	MOTORSPORT DEVELOPPEMENT						
9	2:51.745	48.905	1:18.308	44.532	146.8	25:46.565	1	2:58.686	55.013	1:19.240	44.433	141.1	2:58.686
10	3:04.368	52.047	1:22.552	49.769	136.8	28:50.933	2	2:51.938	49.654	1:17.374	44.910	146.6	5:50.624
21 Franck TRAYNARD FRA							3	2:51.404	49.478	1:17.621	44.305	147.1	8:42.028
AUTOSPORT GP							4	2:51.118	49.213	1:17.406	44.499	147.3	11:33.146
1	3:03.614	58.813	1:19.884	44.917	137.3	3:03.614	5	2:50.762	49.250	1:17.198	44.314	147.7	14:23.908
2	2:53.940	50.565	1:18.644	44.731	145.0	5:57.554	6	3:10.230B	49.546	1:18.038	1:02.646	132.5	17:34.138
3	2:52.098	49.876	1:17.641	44.581	146.5	8:49.652	41 Peter SCHARMACH NZL						
4	2:53.355	50.542	1:18.203	44.610	145.4	11:43.007	TEAM SESTERHEIM						
5	2:54.017	49.897	1:18.596	45.524	144.9	14:37.024	1	3:11.005	1:07.981	1:18.167	44.857	132.0	3:11.005
6	2:52.746	49.480	1:18.386	44.880	146.0	17:29.770	2	2:52.079	49.927	1:17.511	44.641	146.5	6:03.084
7	2:52.226	49.609	1:17.885	44.732	146.4	20:21.996	3	2:51.956	49.347	1:17.733	44.876	146.6	8:55.040
8	2:54.714	49.391	1:20.337	44.986	144.3	23:16.710	4	2:52.796	50.512	1:17.718	44.566	145.9	11:47.836
9	2:51.992	49.286	1:18.239	44.467	146.6	26:08.702	5	2:52.126	49.446	1:18.086	44.594	146.5	14:39.962
10	2:52.203	49.619	1:17.870	44.714	146.4	29:00.905	6	2:52.130	49.448	1:17.800	44.882	146.5	17:32.092
23 Denis GIBAUD FRA							7	2:51.571	49.278	1:17.750	44.543	147.0	20:23.663
MILAN COMPETITION							8	2:52.371	49.088	1:18.136	45.147	146.3	23:16.034
1	3:00.397	56.331	1:18.947	45.119	139.8	3:00.397	9	2:51.800	49.550	1:17.932	44.318	146.8	26:07.834
2	2:51.049	49.645	1:17.012	44.392	147.4	5:51.446	10	2:51.841	49.383	1:18.085	44.373	146.7	28:59.675
3	2:51.336	49.388	1:17.596	44.352	147.2	8:42.782	44 Veesh SHUNKER FRA						
4	2:51.258	49.423	1:17.381	44.454	147.2	11:34.040	CVS AUTO BY T2CM						
5	2:51.049	49.594	1:17.335	44.120	147.4	14:25.089	1	3:02.302	58.565	1:18.601	45.136	138.3	3:02.302
6	2:51.935	49.196	1:17.379	45.360	146.6	17:17.024	2	2:53.806	50.659	1:18.428	44.719	145.1	5:56.108
7	2:51.537	49.650	1:17.612	44.275	147.0	20:08.561	3	2:52.625	50.342	1:17.344	44.939	146.1	8:48.733
8	2:51.784	49.823	1:17.305	44.656	146.8	23:00.345	4	2:52.424	50.513	1:17.504	44.407	146.2	11:41.157
9	2:51.661	49.703	1:17.322	44.636	146.9	25:52.006	5	2:51.919	50.045	1:17.506	44.368	146.7	14:33.076
10	2:52.031	49.795	1:17.863	44.373	146.6	28:44.037	6	2:52.930	50.210	1:17.907	44.813	145.8	17:26.006
25 Jean-Philippe LIGIER FRA							7	2:53.025	50.000	1:18.418	44.607	145.7	20:19.031
VICTEAM							64 Eric TREMOULET FRA						
1	2:56.182	53.419	1:18.816	43.947	143.1	2:56.182	VICTEAM						
2	2:50.110	48.628	1:17.244	44.238	148.2	5:46.292	1	2:54.133	53.304	1:16.927	43.902	144.8	2:54.133
3	2:49.709	48.694	1:17.121	43.894	148.6	8:36.001	2	2:48.825	48.283	1:16.509	44.033	149.4	5:42.958
4	2:50.585	48.859	1:17.529	44.197	147.8	11:26.586	3	2:49.579	48.724	1:16.399	44.456	148.7	8:32.537
5	2:50.956	49.179	1:17.686	44.091	147.5	14:17.542	4	2:49.505	48.817	1:16.504	44.184	148.8	11:22.042
6	2:51.581	49.243	1:18.073	44.265	147.0	17:09.123	5	2:50.303	48.808	1:16.886	44.609	148.1	14:12.345
7	2:51.525	48.791	1:18.611	44.123	147.0	20:00.648	6	2:49.469	48.687	1:16.737	44.045	148.8	17:01.814
8	2:51.529	48.871	1:18.054	44.604	147.0	22:52.177							
9	2:51.996	49.591	1:17.939	44.466	146.6	25:44.173							



CLIO CUP FRANCE SPA EURO RACE 2014 RACE 2

Analysis

■ Personal Best
 ■ Session Best
 ■ B Crossing the finish line in pit lane

Lap	Time	Sector 1	Sector 2	Sector 3	Kph	Elapsed	Lap	Time	Sector 1	Sector 2	Sector 3	Kph	Elapsed
7	2:49.684	48.723	1:16.737	44.224	148.6	19:51.498							
8	2:50.344	48.656	1:17.218	44.470	148.0	22:41.842							
9	2:50.298	48.833	1:16.860	44.605	148.1	25:32.140							
10	2:50.495	48.939	1:17.282	44.274	147.9	28:22.635							

65 Patrick PERRIN		FRA					
CARMINE							
1	3:03.234	58.710	1:18.908	45.616	137.6	3:03.234	
2	2:52.161	49.691	1:17.824	44.646	146.5	5:55.395	
3	2:51.757	49.293	1:17.757	44.707	146.8	8:47.152	
4	2:52.171	49.610	1:17.367	45.194	146.4	11:39.323	
5	3:22.165 B	49.466	1:22.567	1:10.132	124.7	15:01.488	

69 Jérémy CURTY		FRA					
CARMINE							
1	3:01.735	57.876	1:18.992	44.867	138.7	3:01.735	
2	2:52.891	50.255	1:18.163	44.473	145.8	5:54.626	
3	2:53.677	50.099	1:18.196	45.382	145.2	8:48.303	
4	3:26.903 B	1:01.635	1:25.058	1:00.210	121.9	12:15.206	
5	15:12.247	...	1:24.055	48.535	27.6	27:27.453	
6	3:04.218	54.732	1:21.292	48.194	136.9	30:31.671	

95 Olivier JOUFFRET		FRA					
VICTEAM							
1	2:55.445	53.494	1:18.123	43.828	143.7	2:55.445	
2	2:49.211	49.074	1:16.369	43.768	149.0	5:44.656	
3	2:49.774	49.231	1:16.552	43.991	148.5	8:34.430	
4	2:51.563	49.258	1:18.211	44.094	147.0	11:25.993	
5	2:50.961	49.263	1:17.375	44.323	147.5	14:16.954	
6	2:52.611	49.328	1:18.929	44.354	146.1	17:09.565	
7	2:51.495	48.903	1:18.378	44.214	147.0	20:01.060	
8	2:51.479	49.309	1:17.895	44.275	147.0	22:52.539	
9	2:54.134	49.461	1:18.904	45.769	144.8	25:46.673	
10	3:01.909 B	50.570	1:18.110	53.229	138.6	28:48.582	

99 Jean-Laurent NAVARRO		FRA					
MOTORSPORT DÉVELOPPEMENT							
1	3:00.221	56.215	1:18.675	45.331	139.9	3:00.221	
2	2:50.797	49.394	1:16.859	44.544	147.6	5:51.018	
3	2:51.333	49.093	1:17.968	44.272	147.2	8:42.351	
4	2:51.720	49.024	1:17.673	45.023	146.8	11:34.071	
5	2:51.429	49.636	1:17.764	44.029	147.1	14:25.500	
6	2:55.587	48.896	1:17.632	49.059	143.6	17:21.087	
7	2:54.995	51.138	1:18.809	45.048	144.1	20:16.082	
8	2:52.088	49.867	1:17.660	44.561	146.5	23:08.170	
9	2:52.303	50.173	1:17.499	44.631	146.3	26:00.473	
10	2:57.952	49.535	1:18.501	49.916	141.7	28:58.425	